

TROYER

— POST BUILDINGS —

TROYERPOSTBUILDINGS.COM

STANDARD COLORS



BARN RED
29 & 26 ga BB / SS / SL



BRIGHT RED
29 ga SL



BLACK
29 & 26 ga BB / SS / SL



BURNISHED SLATE
29 & 26 ga BB / SS / SL



BUCKSKIN
29 ga SL



BURGUNDY
29 ga BB / SS / SL



CLAY
29 ga BB / SS / SL



CHARCOAL
29 & 26 ga BB / SS / SL



DARK RED
29 ga SL




IVY GREEN
29 ga SL



GALLERY BLUE
29 ga SL



GALVALUME
29 & 26 ga BB / SS / SL



MATTE BLACK
29 ga BB / SS




SLATE BLUE
29 ga SL



PEWTER GRAY
29 & 26 ga BB / SS / SL



PATINA GREEN
29 ga SL



BRIGHT WHITE
29 & 26 ga BB / SS / SL



LIGHT STONE
29 & 26 ga BB / SS / SL



RAWHIDE
29 & 26 ga BB / SS / SL



EARTH BROWN
29 & 26 ga BB / SS / SL

TEXTURED COLORS*



CRINKLE ASH GRAY
29 ga BB / SS / SL




CRINKLE BURNISHED SLATE
29 ga BB / SS / SL



CRINKLE BARN RED
29 ga BB / SS / SL



CRINKLE EARTH BROWN
29 ga BB / SS / SL




CRINKLE CHARCOAL
29 ga BB / SS / SL



BRIGHT WHITE CRINKLE
29 ga BB / SS / SL



CRINKLE BLACK
29 ga BB / SS / SL



CRINKLE EVERGREEN
29 ga BB / SS / SL



COPPER PENNY
29 ga BB / SS / SL

Note: Color samples may vary from the actual coated product.
Please obtain actual metal samples for color approval.

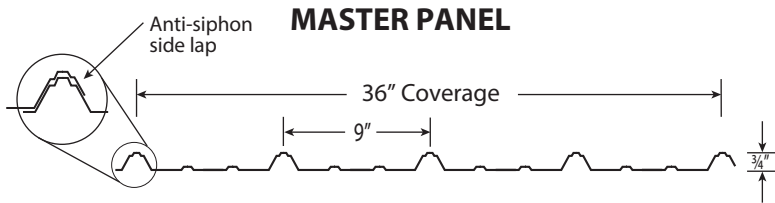
Gauges/Speedlap availability noted under each swatch
BB = Board & Batten / SS = Standing Seam / Speedlap = SL
BB & SS only applicable to 26 ga / SL only applicable to 29 ga

* Up-Charge Applies

SHERWIN-WILLIAMS
Coil Coatings

WeatherXL

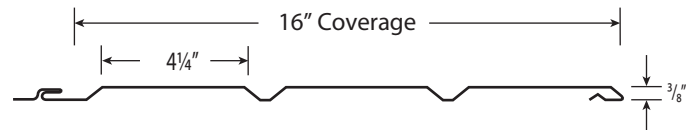
Sherwin-Williams® and WeatherXL™
are trademarks of SWIMC LLC.



The original WeatherMaster profile offering unsurpassed value! Developed over 40 years ago and still offering an excellent blend of beauty, durability and value.

Typically made from full 29 gauge thick steel, it is rated for clear spans of up to 24 inches. Available in all of our colors.

SPEEDLAP



Speedlap panels are crafted from heavy-duty 29 gauge steel for lasting durability. With fast installation and a full range of smooth and textured colors, Speedlap combines strength, style and simplicity making it the smart choice for any project.

<p>"W" Valley (VPW)</p>	<p>Door Track Cover (TRC)</p>	<p>Endwall Flashing (EWFT)</p>
<p>F + J Trim (CTW)</p>	<p>Inside Corner (ISC)</p>	<p>J Channel (JCM)</p>
<p>Outside Corner (OSC)</p>	<p>Ridge Cap (RCP)</p>	<p>Sidewall Flashing (SWF)</p>
<p>Transition Trim (TST)</p>	<p>Troyer Angle (PCBT PCCT PCDT)</p>	<p>Troyer Eaves Trim (EVTT)</p>
<p>Troyer Rat Guard (RGDT)</p>	<p>Troyer ZBar_Double Angle (DAGT)</p>	<p>Rock Wainscotting</p>
<p>Sliding Door X's</p>	<p>Board and Batten</p>	<p>Standing Seam</p>